



Connectors > PCB Connectors > PCB Connector Accessories > PCB Connector Hardware > Mounting



Connector Mounting Accessory Type: **PCB Frame**

Number of Positions: **11**

Centerline (Pitch): **2.5 mm [.098 in]**

Primary Product Color: **Black**

Connector & Contact Terminates To: **Printed Circuit Board**

Features

Product Type Features

Connector Mounting Accessory Type	PCB Frame
Connector & Contact Terminates To	Printed Circuit Board

Configuration Features

PCB Mount Orientation	Vertical
Number of Positions	11

Body Features

Primary Product Color	Black
-----------------------	-------

Housing Features

Centerline (Pitch)	2.5 mm[.098 in]
--------------------	-----------------

Dimensions

PCB Thickness (Recommended)	1.5 mm[.059 in]
-----------------------------	-----------------

Industry Standards

UL Flammability Rating	UL 94V-0
------------------------	----------

Packaging Features



Packaging Quantity	3000
Packaging Method	Carton

Product Compliance

For compliance documentation, visit the product page on TE.com>

EU RoHS Directive 2011/65/EU	Compliant
EU ELV Directive 2000/53/EC	Compliant
China RoHS 2 Directive MIIT Order No 32, 2016	No Restricted Materials Above Threshold
EU REACH Regulation (EC) No. 1907/2006	Current ECHA Candidate List: JUNE 2022 (224) Candidate List Declared Against: JUNE 2022 (224) Does not contain REACH SVHC
Halogen Content	Low Halogen - Br, Cl, F, I < 900 ppm per homogenous material. Also BFR/CFR/PVC Free
Solder Process Capability	Not applicable for solder process capability

Product Compliance Disclaimer

This information is provided based on reasonable inquiry of our suppliers and represents our current actual knowledge based on the information they provided. This information is subject to change. The part numbers that TE has identified as EU RoHS compliant have a maximum concentration of 0.1% by weight in homogenous materials for lead, hexavalent chromium, mercury, PBB, PBDE, DBP, BBP, DEHP, DIBP, and 0.01% for cadmium, or qualify for an exemption to these limits as defined in the Annexes of Directive 2011/65/EU (RoHS2). Finished electrical and electronic equipment products will be CE marked as required by Directive 2011/65/EU. Components may not be CE marked. Additionally, the part numbers that TE has identified as EU ELV compliant have a maximum concentration of 0.1% by weight in homogenous materials for lead, hexavalent chromium, and mercury, and 0.01% for cadmium, or qualify for an exemption to these limits as defined in the Annexes of Directive 2000/53/EC (ELV). Regarding the REACH Regulation, the information TE provides on SVHC in articles for this part number is based on the latest European Chemicals Agency (ECHA) 'Guidance on requirements for substances in articles' posted at this URL: <https://echa.europa.eu/guidance-documents/guidance-on-reach>

Compatible Parts



TE Part # 2-2232891-1
11P MONOPLUG 2.5 SELECTIVELY LOADED



TE Part # 1-2304528-1
AMP DUOPLUG MK2 CONNECTOR 11P SELECTIVE














TE Part # 1-284930-1
DUOPLUG Standard, female conn.



TE Part # 1-284931-1
DUOPLUG Standard, female conn.



 TE Part # 1-293207-1 DUOPLUG Std conn., 11 pos, gwt750 v0	 TE Part # 1-964576-7 DUOPLUG2,5RAHMEN17P	 TE Part # 2-2304528-1 AMP DUOPLUG MK2 CONNECTOR 11P SELECTIVE	 TE Part # 2-293207-1 DUOPLUG Std., 11 pos, gwt750
 TE Part # 2-964576-7 DUOPLUG2,5RAHMEN17P	 TE Part # 2304528-1 AMP DUOPLUG MK2 CONNECTOR 11P SELECTIVE	 TE Part # 3-2304528-1 AMP DUOPLUG MK2 CONNECTOR 11P SELECTIVE	 TE Part # 5-1534799-1 AMP DUOPLUG MARK II CONNECTOR SELE.LOAD
 TE Part # 7-1534797-1 AMP DUOPLUG MK2 CONNECTOR 11P	 TE Part # 9-964575-3 DUOPLUG2,5RAHMEN 3P	 TE Part # 2-1534799-1 AMP DUOPLUG 2.5 MK-II 11P SELEC. LOADED	

Documents

CAD Files

3D PDF

3D

Customer View Model

ENG_CVM_CVM_1-964576-1_Z_c-1-964576-1-z.2d_dxf.zip

English

Customer View Model

ENG_CVM_CVM_1-964576-1_Z_c-1-964576-1-z.3d_igs.zip

English

Customer View Model

ENG_CVM_CVM_1-964576-1_Z_c-1-964576-1-z.3d_stp.zip

English

By downloading the CAD file I accept and agree to the [Terms and Conditions](#) of use.

Datasheets & Catalog Pages

1654742_HOUSEHOLD_APPLIANCES_RAST5

English

Agency Approvals



Agency Approval Document

English